

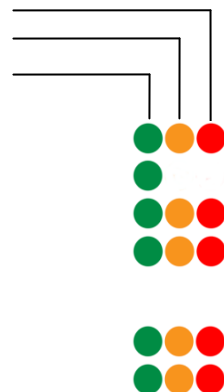



Make & Model:	Customer Name:
Mileage:	Date:
Transmission:	
Vehicle ID (VIN):	Locking Wheel Nut Location:

General Checks

- Check Bodywork Condition
- Test Drive Vehicle
- Check Operation of External Lights
- Check Rear Reflectors

Repair Now
Future Work Required
Good / Done



-  Check Operation of Instrument Warning Lamps
- Check horn

Internal Vision

- Check Condition of Windscreen Wipers
- Check Operation of Windscreen Washers and Wipers
- Top up Screen Washer Reservoir with Additive (if required)
- Check Seat Belts Front and Rear (excluding child seats)



Engine

- Drain Engine Oil, and Refill with Fresh Oil
- Replace Oil Filter Check for General Oil Leaks
- Check for General Oil Leaks
- Check Coolant Level and Top up (if required)



Brakes

- Check Brake Servo Operation
- Top up Brake Fluid (if required)



SPEZIMEN

Wheels and Tyres

	Offside			Nearside		
	Front	mm		Front	mm	
Check Tyre Condition	Rear	mm		Rear	mm	
				Spare	mm	
Check and Adjust Tyre Pressures						
Check Tyre Tread Depths						
Check Road Wheels Tyre are Same Size per Axle						

The legal limit for car tyre tread depth is 1.6mm (across 75% of the tyre) However the deeper the tread the more grip you have. We recommend that you replace your tyres when the tread is less than 3mm as the performance of the tyre will begin to reduce significantly.

Steering and Suspension

Check Power Steering Fluid Top up (if Required)	
---	--

Exhaust

Check Exhaust Security and Mountings	
Check Exhaust Smoke (diesel only)	

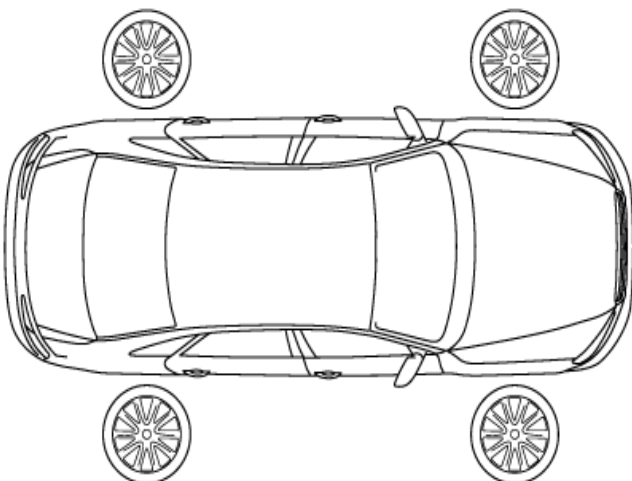
Drive System

Check Clutch Operation	
Check Clutch Fluid Level (if applicable)	

Final Checks

Reset Service Light (if applicable)	
Carry out Road Test	
Stamp Service Book Including Online DSB (if applicable)	
Sign Service Sheet	

Technicians Comments



Technicians Signature